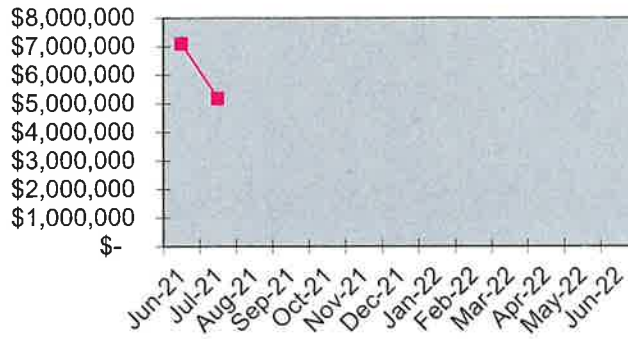



**River Valley School District  
Board Financial Report  
July 2021**

<b>Month End Cash Balance</b>	
	Actual
Jun-21	\$ 7,105,251
Jul-21	\$ 5,189,188
Aug-21	
Sep-21	
Oct-21	
Nov-21	
Dec-21	
Jan-22	
Feb-22	
Mar-22	
Apr-22	
May-22	
Jun-22	
<b>Checks</b>	
	\$ Amount
Jun-21	\$ 1,716,455
Jul-21	\$ 1,693,499
Aug-21	
Sep-21	
Oct-21	
Nov-21	
Dec-21	
Jan-22	
Feb-22	
Mar-22	
Apr-22	
May-22	
Jun-22	
<b>Revenues</b>	
	\$ Amount
Jun-21	\$ 1,760,526
Jul-21	\$ 347,812
Aug-21	
Sep-21	
Oct-21	
Nov-21	
Dec-21	
Jan-22	
Feb-22	
Mar-22	
Apr-22	
May-22	
Jun-22	

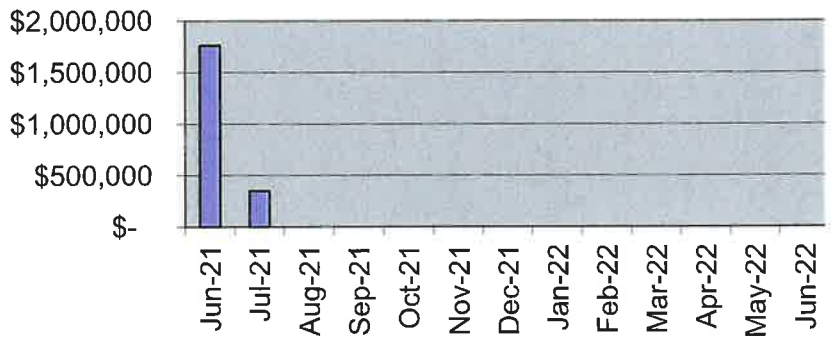
**Actual Cash Balance**



**Check Disbursements**



**Revenues**



**July 2021**

**The Peoples Community Bank**

Beginning Balance	\$	3,048,157.20
ADD: Total Credits	\$	3,169,590.06
LESS: Total Debits	\$	1,310,126.35
	\$	<u>4,907,620.91</u>

**Local Government Investment Pool**

#1 (general account)	\$	281,566.99
#2 (fund 49 - building fund)	\$	909,907.67
#3 (fund 39 - debt service)	\$	-
#4 (Misc. Project)	\$	-
Subtotal	\$	<u>1,191,474.66</u>
<b><u>LESS: Short term loan</u></b>	\$	<u>-</u>
Ending Balance		<u><u>\$6,099,095.57</u></u>